

J1939 iT4 ENGINE DISPLAY & CONTROL



Controls, Incorporated brings its advanced engine control technology and reputation for durability in a 4" gauge style unit that provides full engine display, alarm monitoring, integrated regeneration monitoring and throttle control for J1939 iT4 engines. The MVP Series is a rugged, water tight unit that installs into a 2" opening. A high end display and large LED lamps provide superior visibility in all lighting conditions.

EASY-TO-READ DISPLAY (Standard/Metric Selectable)

- Engine Temperature
- Engine RPM
- Oil Pressure
- Battery Voltage
- Fuel Usage (GPH) or Fuel %
- Engine Hours

FAULT CODE READER

Fault codes are provided on the display along with easy-to-read messages, the occurrence count and associated lamps for pre alarm and alarm conditions.

THROTTLE CONTROL

The up and down buttons provide throttle control over the J1939 CAN bus. The minimum engine speed, maximum engine speed and rate of acceleration are selectable.

EMISSIONS INFORMATION

Emissions information for iT4 engines is provided with simple display messages and associated lamp indications.

INPUTS/OUTPUTS

A fuel level input is available that displays fuel level %.

ENCLOSURE

The enclosure is water tight, constructed of durable polycarbonate. Large, tactile dome buttons insure positive feedback for operators with gloves. Water Deutsch DT series connectors provide simple plug-in installation.



SPECIFICATIONS

GENERAL

Operating Voltage7.0 VDC to 36 VDC
 Maximum Current
 Consumption AT 12.6V 17mA
 Operating Temp-40°C to 80°C (-40°F to 176°F)
 Storage Temp-40°C to 80°C (-40°F to 176°F)
 Reverse Polarity Protection..... Yes
 Transient Voltage Suppression Yes
 Load Dump Protection Yes
 DisplayOLED
 (2 lines x 16 characters/line)
 Standard/Metric DisplaySelectable
 Enclosure Polycarbonate- IP68
 Overlay/InterfaceAutotex Polyester
 Buttons Tactile Stainless Steel Domes
 Approx. Weight0.5 lbs.
 Approx. Dimens.3.94" Diameter x 2.36" Depth

COMMUNICATIONS

CAN busJ1939
 MOD bus RS485

INPUTS

Analog Input Fuel Level (S/W or VDO)
 Digital Flex Input Switch to Ground, V+ Pull Up

THROTTLE CONTROL

Throttle ControlJ1939 TSC1
 UP and DOWN buttons for throttle control. Select minimum speed, maximum speed and ramp rate.

CONNECTORS

(2) Deutsch DT Series Water Tight

AVAILABLE OPTIONS

Part#	Description
MVP-101	Standard J1939
MVP-102	Includes Throttle Control
MVP-201	Standard J1939 iT4
MVP-202	Includes Throttle Control

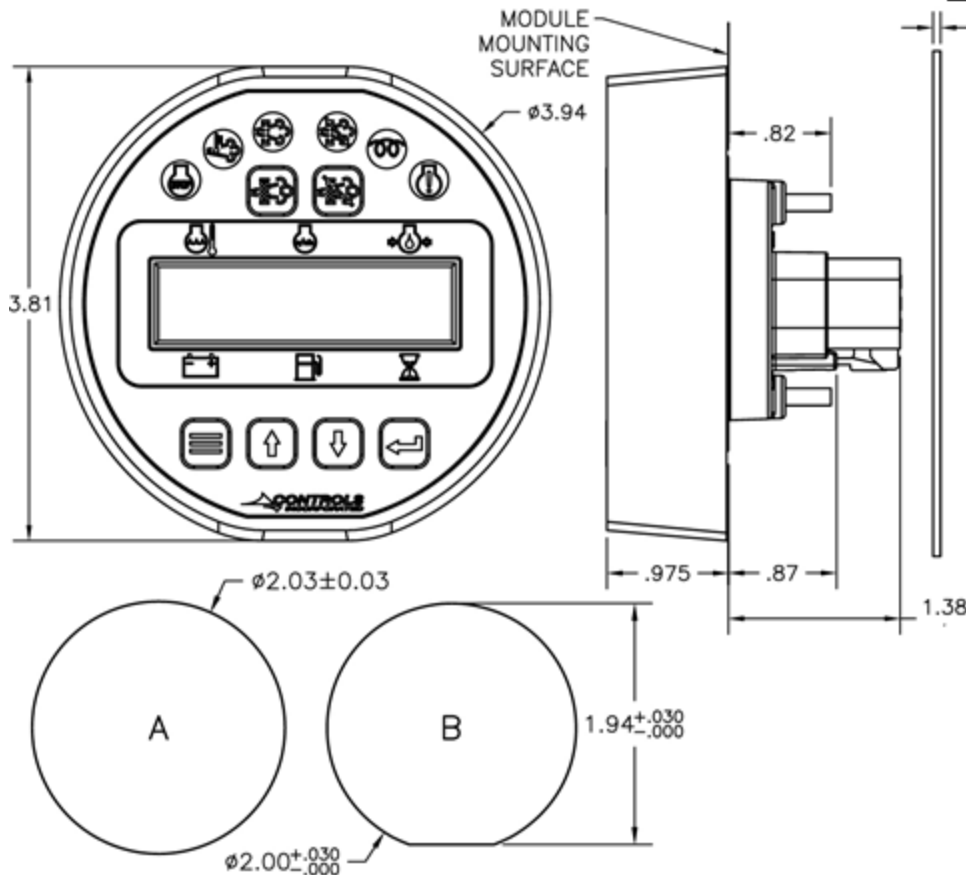
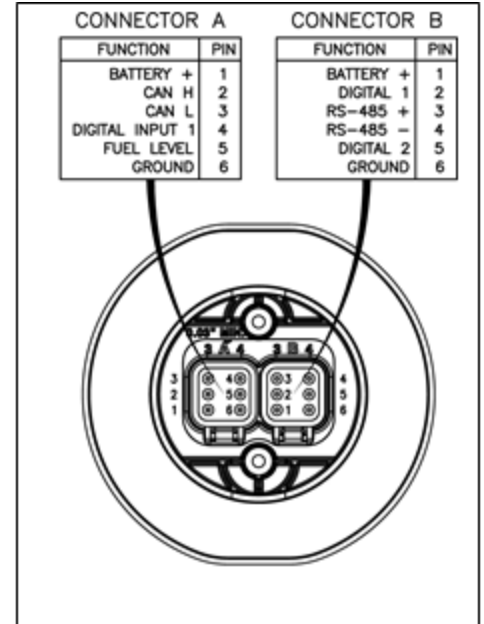
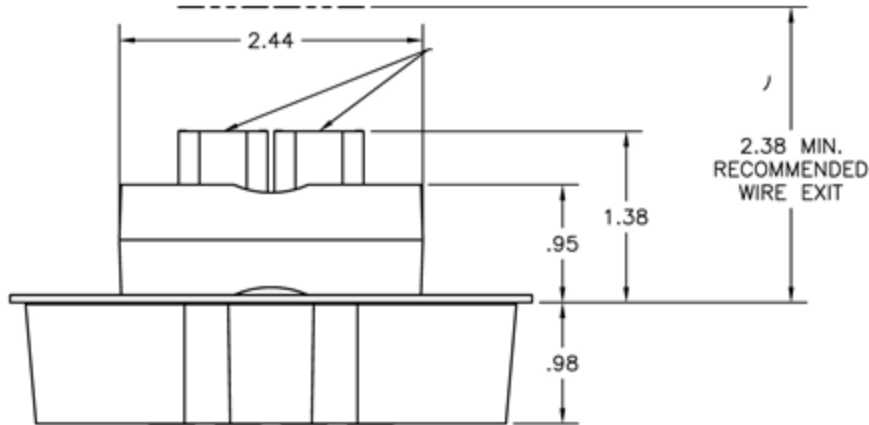
The MVP-201 and MVP-202 come with regeneration and regeneration inhibit buttons and available menus for viewing soot and ash load percentages.



5204 Portside Dr. • Medina, OH 44256
 P: 330.239.4345 • F: 330.239.2845

www.controlsinc.com

Copyright © Controls, Inc. All Rights Reserved



MOUNTING HOLE REQUIREMENTS (A OR B)